



**Canon**

 **imagePRESS  
1110S+**



**HIGH VALUE**






# PRODUCTIVITY



EXCEPTIONAL IMAGE QUALITY



NON-STOP PRODUCTIVITY



VERSATILE FINISHING OPTIONS

## Delivering high-value productivity and versatility.

Built for continuous performance. A cost-effective asset to help grow your business.

### Working hard for you

The remarkably affordable imagePRESS 1110S+ digital press—part of the latest evolution in Canon's monochrome production press line-up—is engineered to deliver image quality, productivity, and versatility. With true 1200 x 1200 dpi output and full 256 grayscale reproduction, this digital press produces consistently crisp text and beautifully detailed halftones on a wide range of media types and sizes.

The imagePRESS 1110S+ digital press has advanced technologies that help keep jobs racing ahead and profitable. As a print professional in a fast-paced environment with constant job changes, you need real-world productivity advantages, finishing and media versatility, and quality you can count on to add value to your operation. The innovative features of the Canon imagePRESS 1110S+ deliver flexibility, versatility, efficiency, and performance.

The imagePRESS 1110S+ digital press is designed to provide key improvements identified as crucial to business growth and success in the monochrome print market. Through Canon's focus on these improvements and its commitment to excellence, the imagePRESS 1110S+ digital press delivers high-quality output, streamlined production, reliability, and finishing flexibility for high-value production performance and results.

#### KEY FEATURES AND BENEFITS

Optimal half-tone density for **Image Quality Consistency**, both within the page and from page to page, helps ensure that the last piece in every job looks as good as the first.

**Maximized Productivity** for complex job production and easier operation helps minimize operator intervention and improves production efficiency.

**Increased Finishing Capabilities**, including support of double parallel folding, expand the range of jobs customers can offer.

With better support for carbonless papers, the **Expanded Media Handling** allows for easy integration of these jobs into the print queue.

New parts with increased durability add to **Increased Up-time**.

## Three keys to production printing success.

Even before on-time delivery, every job comes down to image quality, productivity, and versatility. Now you have all three.

### Exceptional image quality for extraordinary results

Image quality is a big part of what satisfies customers and keeps them coming back. The imagePRESS 1110S+ digital press features a true resolution of 1200 x 1200 dpi and full greyscale reproduction to produce rich, deep blacks for superb halftones and the fine lines needed for small text sizes and detailed technical diagrams.

Canon's active registration system controls skewing and positioning and makes real-time adjustments during printing to help ensure each page is accurately aligned front to back—a hallmark of professional document quality. This makes reliable production of manuals, booklets, brochures, and books a profitable reality for your business.

To help ensure that the last piece in every job looks every bit as good as the first, Canon has optimized the image quality consistency of the half-tone density. Add this to Canon's proven twin-sleeve technology and you get even distribution of toner across the page throughout the print run for faithful reproduction of images and text, ultra-smooth gradations, and consistent image quality.

### Non-stop productivity to maximize profitability

Every printer knows that the most profitable monochrome presses are the ones that keep complex jobs running. The imagePRESS 1110S+ digital press provides maximized productivity for complex jobs and has a host of features that let it run unattended for hours, freeing staff to operate multiple machines and attend to other tasks.

Four generous 2,000-sheet paper trays can be refilled on the fly while the high-capacity toner supply and the waste toner container can be changed without stopping the press.

Ultrasonic multifeed detection diverts any multiple sheet feeds to an escape tray while maintaining throughput and minimizing operator intervention.

Rigid metal construction and high-quality, durable parts increase reliability, enhance productivity, and minimize downtime. Parts for the imagePRESS 1110S+ digital press are designed and built for the longevity you need for day-in, day-out performance and long run-lengths. And with increased life on key components, the imagePRESS 1110S+ increases up-time and helps meet the demands of your deadline-oriented environment.

### Broad versatility, efficiency, and performance

You want a digital press that can be configured to your needs. The imagePRESS 1110S+ offers multiple controller choices, a range of finishing options, and a host of media capabilities. One of the most extensive collections of controllers available lets you choose the optimal level of power and functionality. Commercial shops, quick printers, and in-plant operations alike can choose the RIP solution that fits their needs.

#### Controller Options



The imagePRESS 1110S+ digital press can be equipped with several modular finishing accessories that can easily handle the inserting, folding, punching, collating, saddle finishing, and stapling requirements of day-to-day document printing. Now you can turn around mailers, proposals, and manuals more quickly, efficiently, and profitably.

Best of all, these accessories let you take advantage of the outstanding image quality and production speeds of the imagePRESS 1110S+ digital press—without paying for more capabilities than you actually need.

Your customers come to you for manuals, newsletters, direct mail, books, forms, statements, labels, and more. Whether a job calls for thin paper, thick paper, or anything in between, the imagePRESS 1110S+ system supports the substrates you need to satisfy almost every customer need. It's easy to mix media types within a job to provide professional-quality documents quickly and profitably. And, when you need to merge color pages or covers in a document, an optional insertion module can automatically insert color pages into a black-and-white document.

## MARKING ENGINE

Technology:	Laser Electrostatic Transfer System
Resolution:	Up to 1200 x 1200 dpi
Halftones:	256-Level Grayscale
Print Speed (IPM)	
Simplex:	110 (Letter) 68 (11" x 17")
Duplex/Perfect:	55 (Letter) 34 (11" x 17")
First-Copy-Out Time (Letter):	10 Seconds or Less
Maximum Paper Size:	13" x 19.2"
Paper Feeding	
Standard:	2,000 Sheets (20 lb. Bond)
Maximum:	8,000 Sheets (20 lb. Bond)
Paper Weight (All Trays)	
Uncoated:	14 lb. Bond to 110 lb. Cover (52gsm to 300gsm)
Coated:	24 lb. Bond to 90 lb. Cover (80gsm to 240gsm)
Duplex/Perfect:	Automatic Duplex/Perfect Any Supported Stock
Power Source:	208V/30A+15A
Dimensions (H x W x D):	54.12" x 54.62" x 31.87" (1373mm x 1387mm x 809mm)
Weight:	1,103 lb. (500kg)

## INPUT ACCESSORIES

### Standard Side Paper Deck-AF1

Paper Capacity:	6,000 Sheets (2,000 x 3) (20 lb. Bond)
Maximum Paper Size:	13" x 19.2"
Paper Weight (All Trays)	
Uncoated:	14 lb. Bond to 110 lb. Cover (52gsm to 300gsm)
Coated:	24 lb. Bond to 90 lb. Cover (80gsm to 240gsm)
Dimensions (H x W x D):	43.25" x 38.75" x 81.37" (1098mm x 985mm x 999mm)
Weight:	331 lb. (150kg)
Power Source:	120V/15A

### Color Image Reader-L1 (Optional—Includes Single-Pass Duplex Automatic Document Feeder)

Image Sensor:	CMOS
Acceptable Original Size:	Statement to 11" x 17"
Resolution:	600 x 600 dpi
Gradations:	256-level Gradations
Tray Capacity:	300 Sheets (20 lb. Bond)
Scanning Speed B/W:	Up to 200 ipm (300 dpi) Up to 120 ipm (600 dpi)
Scanning Speed Color:	Up to 80 ipm (300 dpi) Up to 40 ipm (600 dpi)*
Dimensions (H x W x D):	7.125" x 23.25" x 25" (179mm x 590mm x 635mm)
Weight:	81.6 lb. (37kg)
Power Supply:	From Main Unit

## FINISHING ACCESSORIES

### Finisher-AG1/Saddle Finisher-AG2 (Optional)

Number of Trays:	3
Tray Capacity	
Top Tray:	1,500 Sheets (20 lb. Bond/Letter)
Middle Tray:	250 Sheets (20 lb. Bond)
Lower Tray:	2,500 Sheets (20 lb. Bond/Letter)
Saddle-Stitch Tray:	25 Booklets
Staple Positions:	Corner-Stapling, Double-Stapling
Paper Weight	
Finisher:	14 lb. Bond to 110 lb. Cover (52gsm to 300gsm)
Saddle Finisher:	14 lb. Bond to 110 lb. Cover (52gsm to 300gsm)
Acceptable Paper Size	
Stapling:	Executive, Letter-R, Letter, Legal, 11" x 17"
Sheet Stacking:	Up to 13" x 19.2"
Saddle Finisher:	Letter-R, Legal, 11" x 17", 12" x 18", 13" x 19"
Max. Stapling Capacity:	Up to 100 Sheets
Max. Booklet	
Stapling Capacity:	Up to 20 Sheets Saddle-Stitched
Dimensions (H x W x D)	
Finisher-AG1:	41" x 25.75" x 30.12" (1040mm x 654mm x 765mm)
Saddle Finisher-AG2:	41" x 30.25" x 30.12" (1040mm x 767mm x 765mm)
Weight	
Finisher-AG1:	134 lb. (61kg)
Saddle Finisher-AG2:	238 lb. (108kg)
Power Source:	120V/15A

### Puncher Unit-BF1 (Optional)\*\*

Paper Weight:	14 lb. Bond to 140 lb. Index (52gsm to 256gsm)
Paper Sizes	
2-Hole:	Legal, Letter-R
3-Hole:	11" x 17", Letter, Executive
Punch Speed:	Up to 110 ppm
Power Source:	From Finisher
Weight:	8.4 lb. (3.8kg)

### Document Insertion Unit-F1 (Optional)

Paper Capacity:	400 Sheets (200 x 2) (20 lb. Bond)
Maximum Paper Size:	13" x 19.2"
Paper Weight:	14 lb. Bond to 110 lb. Cover (52gsm to 300gsm)
Dimensions (H x W x D):	55.39" x 29.37" x 31.25" (1407mm x 746mm x 793mm)
Weight:	134 lb. (61kg)
Power Source:	120V/15A

### Inner Booklet Trimmer-A1 (Optional)\*\*\*

Margin Trimming:	Fore-Edge Trim
Trim Amount:	0.08" to 0.78" (2mm to 20mm)
Trim Thickness:	20 Sheets
Paper Weight:	14 lb. Bond to 110 lb. Cover (52gsm to 300gsm)
Power Source:	From Saddle Finisher

### Paper Folding Unit-F1 (Optional)†

Fold Type	
Double Parallel:	Legal, Letter-R
V-fold:	Letter-R
Z-fold:	Legal, 11" x 17", Letter-R
C-fold:	Letter-R
Accordion Fold:	Letter-R
Supported Media	14 lb. Bond to 28 lb. Bond (52gsm to 105gsm)
Weights:	
Power Source:	From Finisher
Dimensions (H x W x D):	46.87" x 13.25" x 31.25" (1190mm x 336mm x 793mm)
Weight:	157 lb. (71kg)

### Professional Puncher and Integration Unit-A1 (Optional)

Paper Size:	Letter, Tab
Supported Media	20 lb. Bond to 80 lb. Cover (75gsm to 216gsm)
Weights:	
Productivity:	Up to 110 ppm
Chip Tray Capacity:	25,000 Sheets
Punch Patterns:	3H, 5H, Velo Bind 11H, Plastic Comb 19H, Twin Loop 21H/32H, ProClick 32H, Color Coil 44H
Power Source:	120V/15A
Dimensions (H x W x D):	41" x 21.87" x 31.25" (1040mm x 555mm x 792mm)
Weight:	264.2 lb. (120kg)
Toner:	69,000 Impressions*

\* System Upgrade RAM-B1 required for 600-dpi color scanning.

\*\* Option for Finisher-AG1/Saddle Finisher-AG2.

\*\*\* Option for Saddle Finisher-AG2.

† Requires either the Finisher-AG1 or the Saddle Finisher-AG2.

\* Estimated yield based on letter pages at 6% coverage.

**Canon**  
image*ANYWARE*

1-800-OK-CANON  
www.usa.canon.com

Canon U.S.A., Inc.  
One Canon Plaza  
Lake Success, NY 11042

